

# LUMEN KING LED

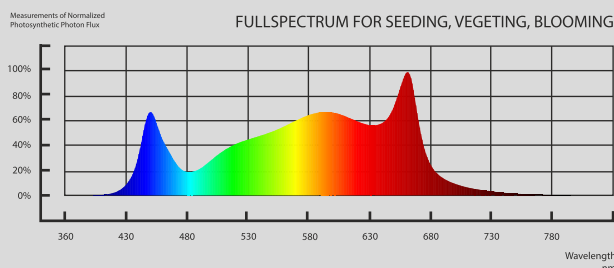
## GROW LIGHT 1000 W



### TECHNICAL SPECIFICATIONS

Light Source	LED
Spectrum	Full Spectrum
PPF	2900 µmol/s
Input Power	1000W
Efficacy	2.9 µmol/J
Input Voltage	220-240V
Mounting Height	≥ 6 Above Canopy
Thermal Management	Passive
Dimming	PWM/Manual dimming
Beam Angle	120°
Power Factor	>90 %
Certifications	CE/UKCA/ROHS
Diodes Brand	Optimum Brand
Drivers Brand	Optimum 1000W Integrated driver
Waterproof rating	IP44
Operation Temperature	-25-40°C
Operation Humidity	10%-95% RH
Storage Temperature	-20° - 80°C
Storage Humidity	10%-95% RH
Warranty Time	3 years

### SPECTRUM




### ITEMS INCLUDED IN THE BOX

- 8 x Lumen King 1000W 2.9 Full Spectrum LED Light Bars
- 2 x 1/8" Lumen King Rope ratchets
- 1 x EU Power Cord
- 1 x RJ Input Network cable


### DIMENSIONS

Part	LENGTH	WIDTH	HEIGHT	WEIGHT
LUMEN KING LIGHT FIXTURE	1067mm	1105mm	54mm	8.6kg
LUMEN KING PACKAGE SIZE	1200mm	100mm	600mm	11,5kg

### PRODUCT DIMENSIONS



### PPFD TESTING REPORT



### INFORMATION

PPF calculations complied using our in-house integrating sphere measurements and typical spectroradiometric data for each LED fixture performance.

Watts Value are typical expected values. Tolerance allow +/- 10% range on flux and power consumption.



Contact LUMENKING  
 info@lumen-king.com  
[www.lumen-king.com/led-grow-lights](http://www.lumen-king.com/led-grow-lights)